

## HIGH VOLTAGE NPN SILICON TRANSISTOR

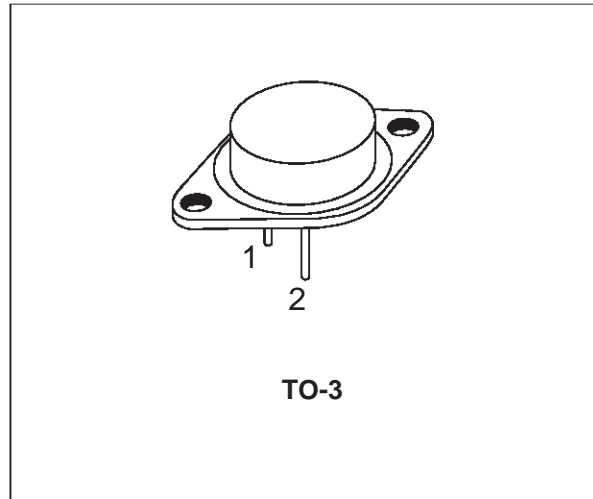
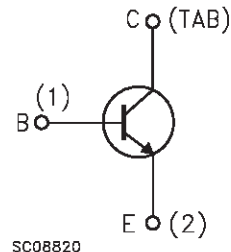
- STM PREFERRED SALESTYPE
- NPN TRANSISTOR
- HIGH VOLTAGE CAPABILITY
- HIGH CURRENT CAPABILITY
- FAST SWITCHING SPEED
- HIGH POWER TO-3 PACKAGE

**APPLICATIONS:**

- HORIZONTAL DEFLECTION FOR COLOUR TV
- SWITCHING REGULATORS

**DESCRIPTION**

The BUY69A is a silicon multiepitaxial mesa NPN transistor in Jedec TO-3 metal case. It is intended for horizontal deflection output stage of CTV receivers and high voltage, fast switching and industrial applications.


**INTERNAL SCHEMATIC DIAGRAM**

**ABSOLUTE MAXIMUM RATINGS**

Symbol	Parameter	Value	Unit
$V_{CES}$	Collector-Emitter Voltage ( $V_{BE} = 0$ )	1000	V
$V_{CEO}$	Collector-Emitter Voltage ( $I_B = 0$ )	400	V
$V_{EBO}$	Emitter-Base Voltage ( $I_C = 0$ )	8	V
$I_C$	Collector Current	10	A
$I_{CM}$	Collector Peak Current ( $t_p \leq 10$ ms )	15	A
$I_B$	Base Current	3	A
$P_{tot}$	Total Dissipation at $T_c \leq 25$ °C	100	W
$T_{stg}$	Storage Temperature	-65 to 200	°C
$T_j$	Max. Operating Junction Temperature	200	°C

# BUY69A

## THERMAL DATA

$R_{thj-case}$	Thermal Resistance Junction-case	Max	1.75	$^{\circ}C/W$
----------------	----------------------------------	-----	------	---------------

## ELECTRICAL CHARACTERISTICS ( $T_{case} = 25^{\circ}C$ unless otherwise specified)

Symbol	Parameter	Test Conditions		Min.	Typ.	Max.	Unit
$I_{CES}$	Collector Cut-off Current ( $V_{BE} = 0$ )	$V_{CE} = 1000 V$				1	mA
$I_{EBO}$	Emitter Cut-off Current ( $I_C = 0$ )	$V_{EB} = 8 V$				1	mA
$V_{CEO(sus)}$	Collector-Emitter Sustaining Voltage	$I_C = 100 mA$		1000			V
$V_{CE(sat)*}$	Collector-Emitter Saturation Voltage	$I_C = 8 A$	$I_B = 2.5 A$			3.3	V
$V_{BE(sat)*}$	Base-Emitter Saturation Voltage	$I_C = 8 A$	$I_B = 2.5 A$			2.2	V
$h_{FE*}$	DC Current Gain	$I_C = 2.5 A$	$V_{CE} = 10 V$	15			
$f_T$	Transition Frequency	$I_C = 0.5 A$	$V_{CE} = 10 V$		10		MHz
$I_{s/b}^{**}$	Second Breakdown Collector Current	$V_{CE} = 25 V$		4			A
$t_{on}$	Turn on Time	$I_C = 5 A$ $I_{B1} = 1 A$	$V_{CE} = 250 V$		0.2		$\mu s$
$t_s$ $t_s$	Storage Time Fall Time	$I_C = 5 A$ $I_{B1} = - I_{B2} = 1 A$	$V_{CE} = 250 V$			1.7 0.3	$\mu s$ $\mu s$
$t_f$	Fall Time	$I_C = 8 A$ $I_{B1} = - I_{B2} = 2.5 A$	$V_{CE} = 40 V$			1	$\mu s$

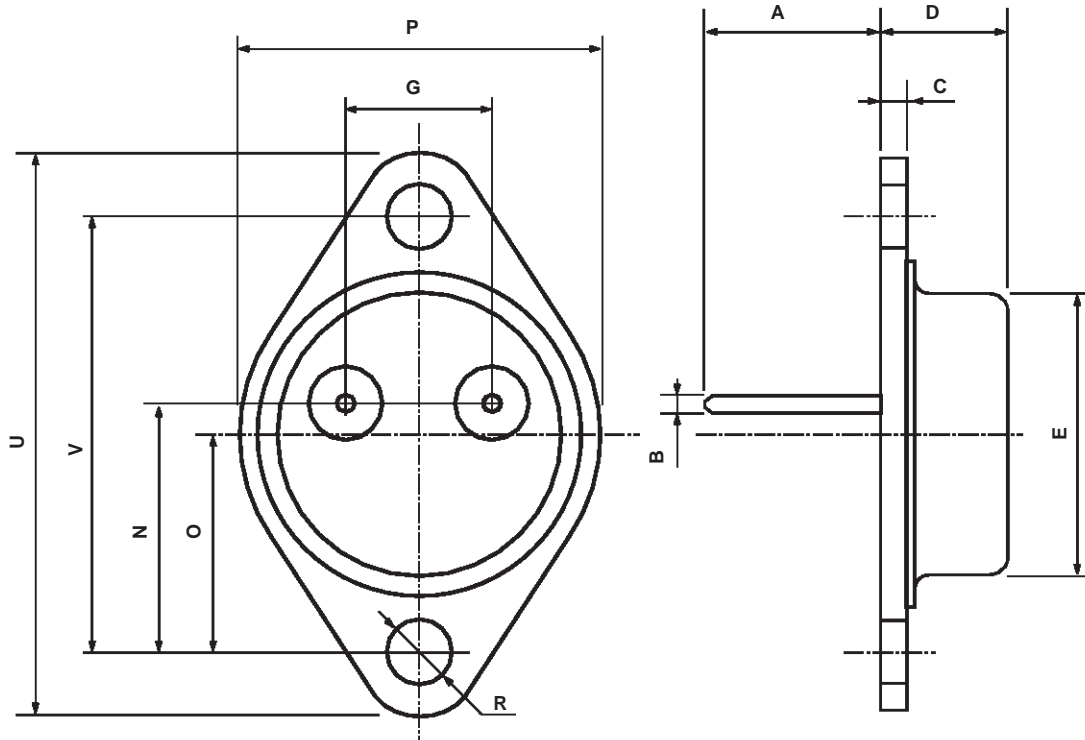
\* Pulsed: Pulse duration = 300  $\mu s$ , duty cycle 1.5 %

\*\* Pulsed: 1s, non repetitive pulse.

For characteristics curves see the BUW34/5/6 series.

## TO-3 MECHANICAL DATA

DIM.	mm			inch		
	MIN.	TYP.	MAX.	MIN.	TYP.	MAX.
A	11.00		13.10	0.433		0.516
B	0.97		1.15	0.038		0.045
C	1.50		1.65	0.059		0.065
D	8.32		8.92	0.327		0.351
E	19.00		20.00	0.748		0.787
G	10.70		11.10	0.421		0.437
N	16.50		17.20	0.649		0.677
P	25.00		26.00	0.984		1.023
R	4.00		4.09	0.157		0.161
U	38.50		39.30	1.515		1.547
V	30.00		30.30	1.187		1.193



P003F

Information furnished is believed to be accurate and reliable. However, STMicroelectronics assumes no responsibility for the consequences of use of such information nor for any infringement of patents or other rights of third parties which may result from its use. No license is granted by implication or otherwise under any patent or patent rights of STMicroelectronics. Specification mentioned in this publication are subject to change without notice. This publication supersedes and replaces all information previously supplied. STMicroelectronics products are not authorized for use as critical components in life support devices or systems without express written approval of STMicroelectronics.

The ST logo is a trademark of STMicroelectronics

© 1998 STMicroelectronics – Printed in Italy – All Rights Reserved  
STMicroelectronics GROUP OF COMPANIES

Australia - Brazil - Canada - China - France - Germany - Italy - Japan - Korea - Malaysia - Malta - Mexico - Morocco - The Netherlands - Singapore - Spain - Sweden - Switzerland - Taiwan - Thailand - United Kingdom - U.S.A.

This datasheet has been download from:

[www.datasheetcatalog.com](http://www.datasheetcatalog.com)

Datasheets for electronics components.