

SHINDENGEN

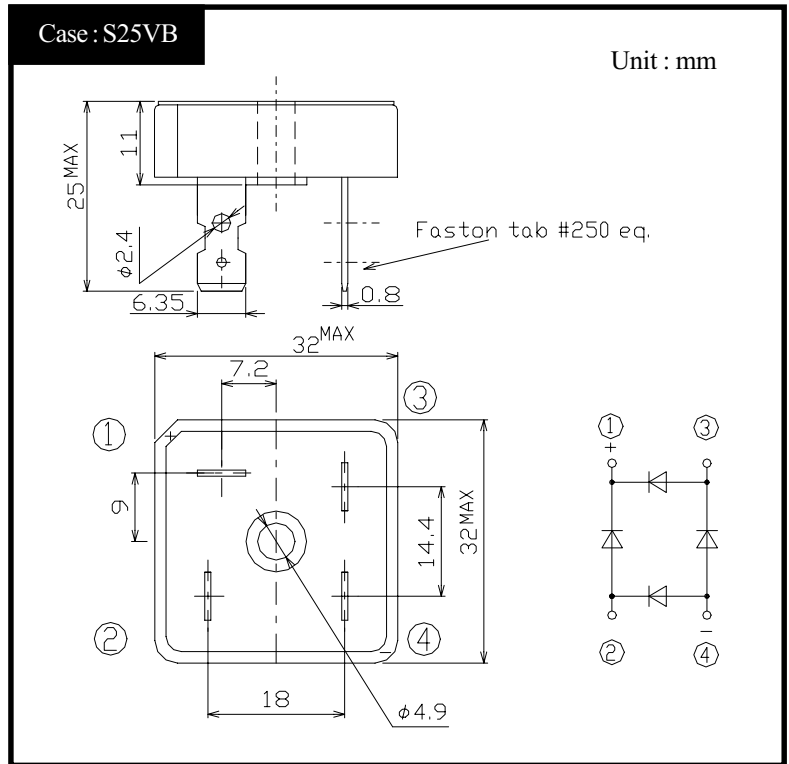
General Purpose Rectifiers

Square In-line Package

S25VB60

600V 25A

OUTLINE DIMENSIONS



RATINGS

Absolute Maximum Ratings

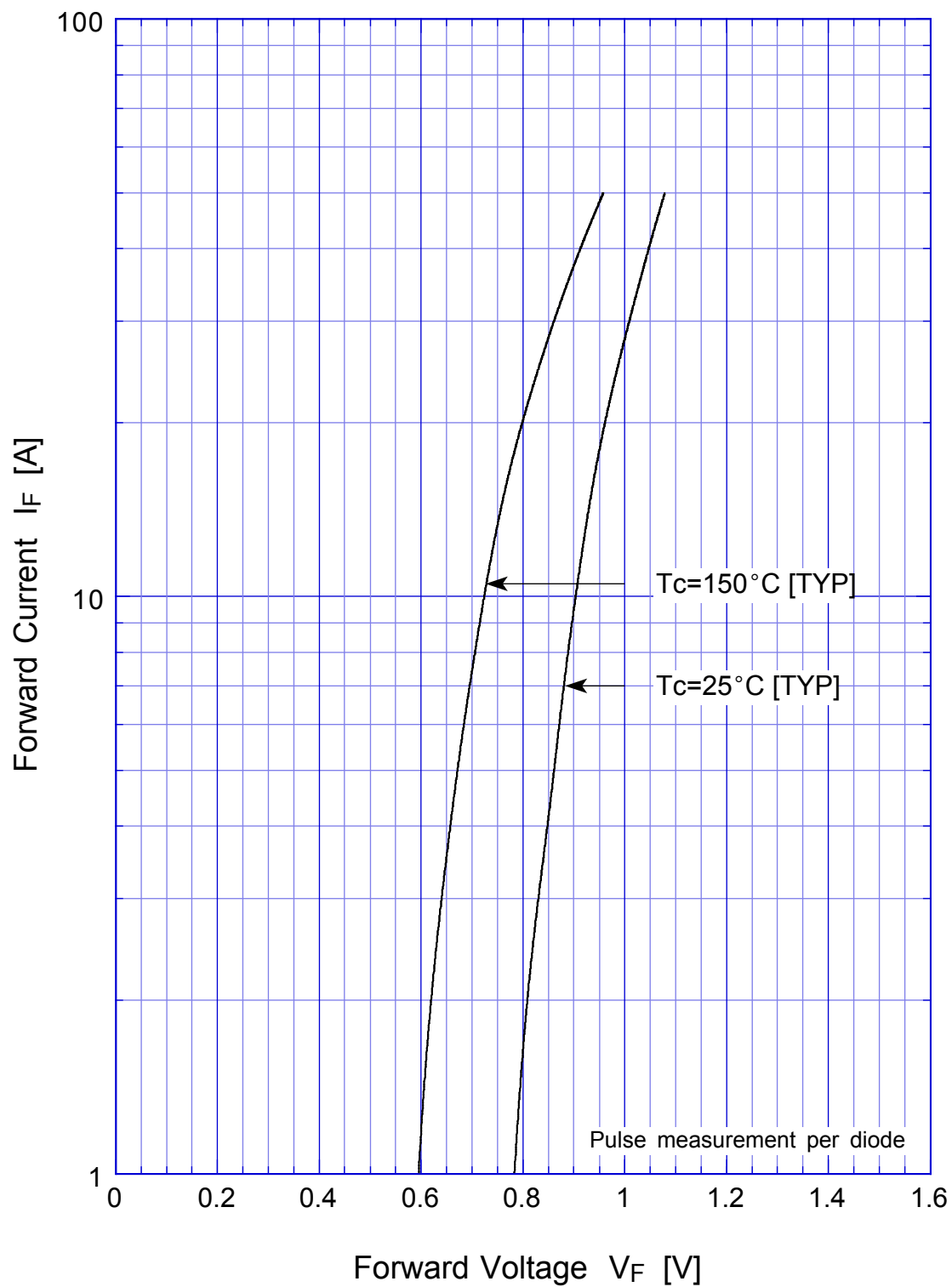
Item	Symbol	Conditions	Ratings	Unit
Storage Temperature	T _{stg}		-40~150	°C
Operating Junction Temperature	T _j		150	°C
Maximum Reverse Voltage	V _{RM}		600	V
Average Rectified Forward Current	I _O	50Hz sine wave, R-load With heatsink, T _c =85°C	25	A
		50Hz sine wave, R-load Without heatsink, T _a =40°C	6	
Peak Surge Forward Current	I _{FSM}	50Hz sine wave, Non-repetitive 1cycle peak value, T _j =25°C	400	A
Current Squared Time	I ² t	1ms ≤ t < 10ms T _j =25°C	800	A ² s
Dielectric Strength	V _{dis}	Terminals to case, AC 1 minute	2	kV
Mounting Torque	TOR	(Recommended torque : 1N·m)	2	N·m

Electrical Characteristics (T_c=25°C)

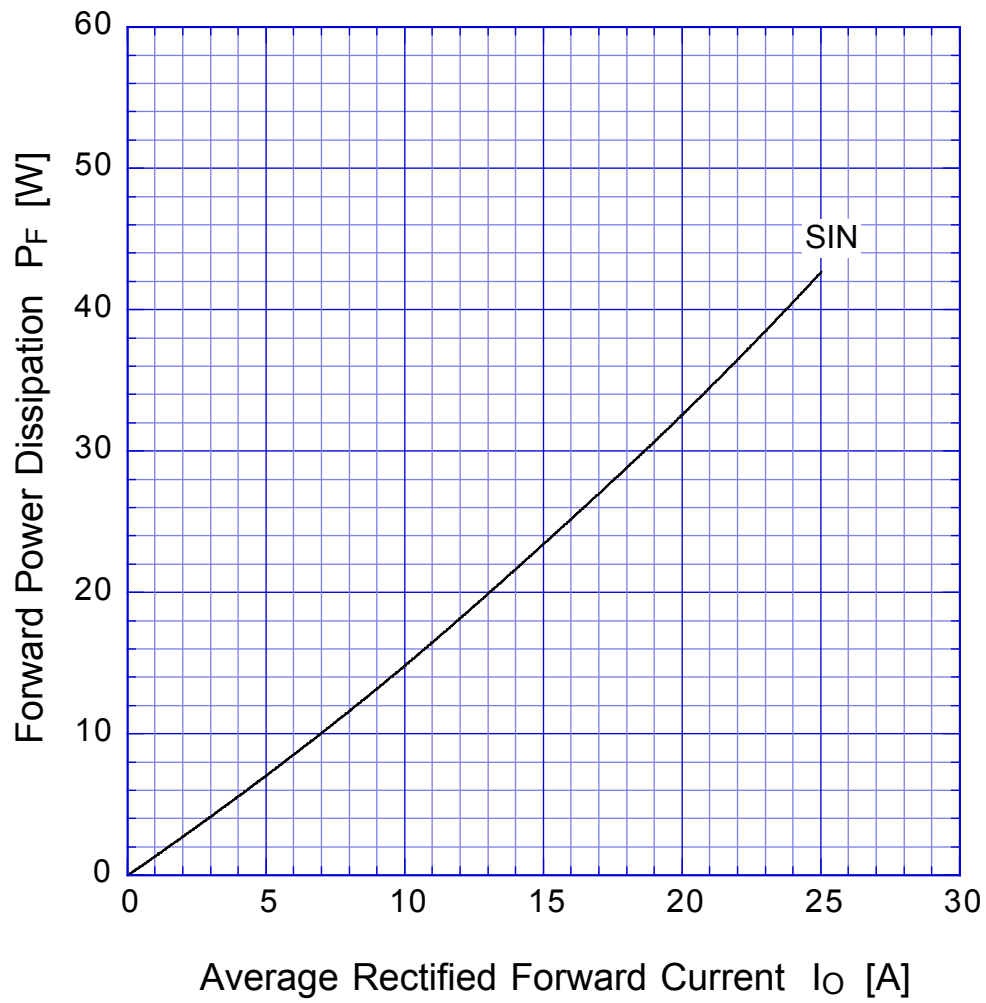
Item	Symbol	Conditions	Ratings	Unit
Forward Voltage	V _F	I _F =12.5A, Pulse measurement, Rating of per diode	Max.1.05	V
Reverse Current	I _R	V _R =V _{RM} , Pulse measurement, Rating of per diode	Max.10	μA
Thermal Resistance	θ _{jc}	junction to case	Max.1.5	°C/W

S25VBx

Forward Voltage



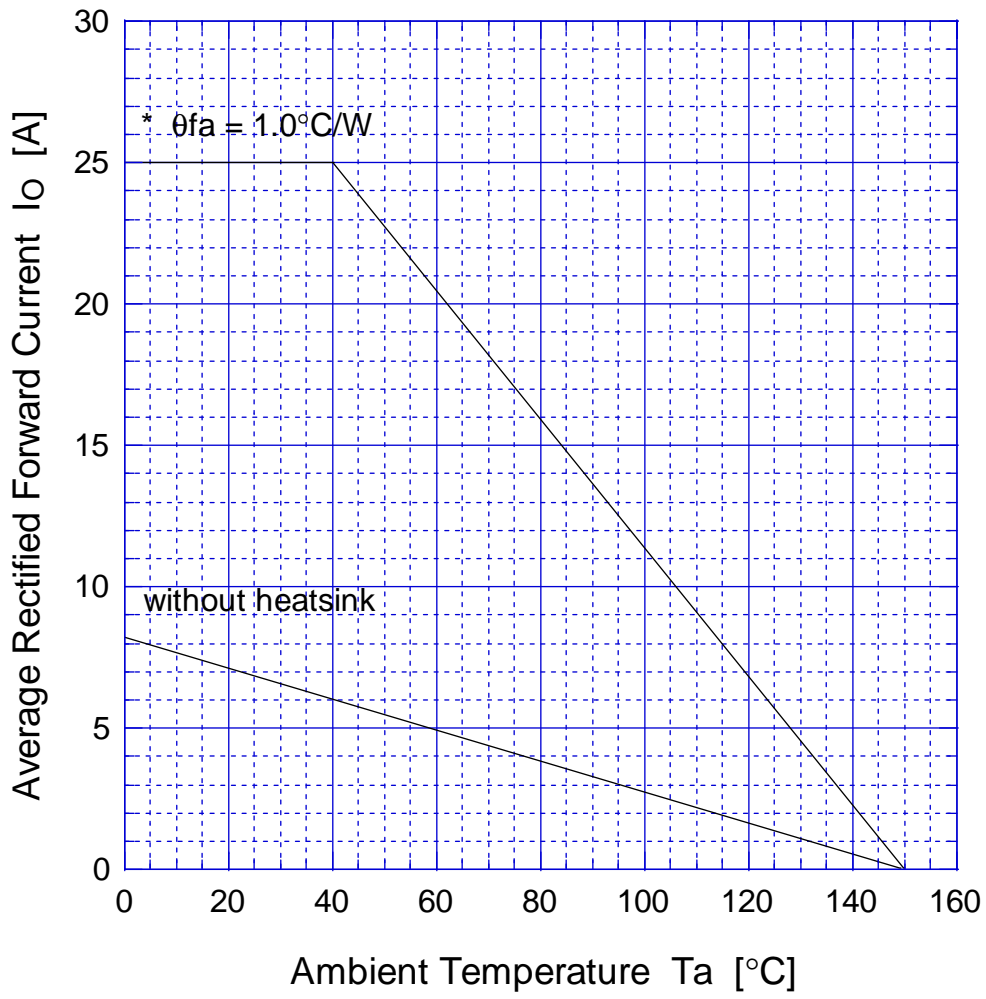
S25VBx Forward Power Dissipation



$T_j = 150^\circ\text{C}$
Sine wave

S25VBx

Derating Curve



Sine wave

R-load

Free in air

* with thermal compound, TOR=1N-m

S25VBx

Peak Surge Forward Capability

